



Submittal Data Information

Model 006-IFC™ Flanged Cartridge Circulator

101-098

Effective: August 10, 2006

Supersedes: March 15, 2004

Job: _____ Engineer: _____ Contractor: _____ Rep: _____

ITEM NO.	MODEL NO.	IMP. DIA.	G.P.M.	HEAD/FT.	H.P.	ELEC. CHAR.

Features

- Integral Flow Check (IFC®)
Prevents Gravity Flow, Eliminates Separate In-Line Flow Check, Reduces Installed Cost, Easy to Service
- Improved Performance vs. Standard In-Line Flow Check
- Optional Variable Speed or Priority Zoning Control
- Standard High Capacity Output-Compact Design
- Quiet, Efficient Operation
- Direct Drive-Low Power Consumption
- Unique Replaceable Cartridge Design-Field Serviceable
- Self Lubricating
- No Mechanical Seal
- Unmatched Reliability-Maintenance Free
- Cast Iron, Flanged Construction

Materials of Construction

Casing (Volute):	Cast Iron
Integral Flow Check:	Body, Plunger...Acetal O-ring Seals...EPDM Spring.....Stainless Steel
Stator Housing:	Steel
Cartridge:	Stainless Steel
Impeller:	Non-Metallic
Shaft:	Ceramic
Bearings:	Carbon
O-Ring & Gaskets:	EPDM

Model Nomenclature

- F – Cast Iron, Flanged
- IFC – Integral Flow Check
- Variations:**
- Z – Zoning Circulator
- VR – Variable Speed Outdoor Reset
- VS – Variable Speed Set Point
- VV – Variable Speed Variable Voltage
- J – Bronze Cartridge with Cast Iron Casing

Performance Data

- Flow Range: 0 – 9 GPM
- Head Range: 0 – 9 Feet
- Minimum Fluid Temperature: 40°F (4°C)
- Maximum Fluid Temperature: 230°F (110°C)
- Maximum Working Pressure: 125 psi



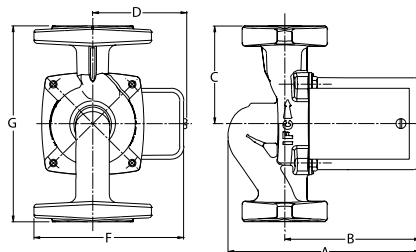
FOR INDOOR USE ONLY

Application

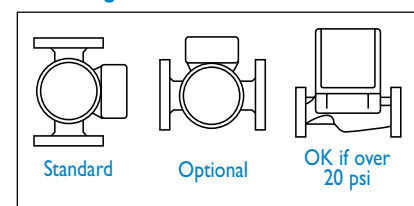
The compact 006-IFC Flanged Cartridge Circulator with an Integral Flow Check (IFC®) is designed for the circulation of hot or chilled water in a wide range of closed loop applications. Typical uses include secondary hydronic heating zones, radiant injection mixing, and hydro-air fan coil heating/cooling. The IFC® feature replaces a separate in-line flow check, reduces installation costs and improves system performance. The unique, replaceable cartridge contains all of the moving parts and allows for easy service instead of replacing the entire circulator. Available with optional Variable Speed control or Priority Zoning control with built-in transformer, relay, and priority switch in one complete package to make it ideal for zoning.

Pump Dimensions & Weights

Model	A		B		C		D		F		G		Ship Wt.	
	in.	mm	in.	mm	in.	mm	in.	mm	in.	mm	in.	mm	lbs.	Kg
006-F7-IFC	6-1/4	159	4-3/8	111	3-3/16	78	2-15/16	75	4-7/8	124	6-3/8	162	7.0	3.2
006-ZF7-IFC	6-1/4	159	4-3/8	111	3-3/16	78	3-9/16	91	5-3/8	137	6-3/8	162	8.0	3.6



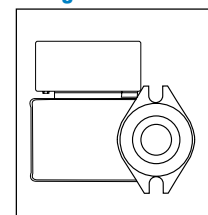
Mounting Positions



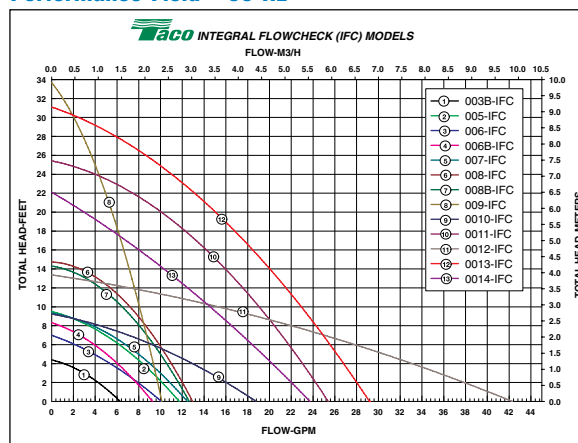
Electrical Data

Model	Volts	Hz	Ph	Amps	RPM	HP
006 All Models	115	60	1	.52	3250	1/40
Motor Type	Permanent Split Capacitor, Impedance Protected					
Motor Options	220/50/1, 220/60/1, 230/60/1, 100/110/50/60/1					

Flange Orientation



Performance Field - 60 Hz



Do it Once. Do it Right.®

TACO INC., 1160 Cranston Street, Cranston, RI 02920 Telephone: (401) 942-8000 Fax: 942-2360
TACO (Canada), Ltd., 6180 Ordan Drive, Mississauga, Ontario L5T 2B3 Telephone: (905) 564-9422 Fax: (905) 564-9436

Visit our website at: www.taco-hvac.com

Printed in USA
Copyright 2006
TACO, Inc.